

Garden of Edie


DAYLILY CATALOG

5005 Creal Road

Homer, NY 13077

607-749-4348 Fax: 607-749-7416

Region: 4 Zone: 5



ARIANA CRYSTAL (ROOD K, 1998)
23", Dip, 3.75", Dor, M, Ext
Small flowered haloed pink. Available bareroot.

DF \$5



ABBEY PURPLE (Bouman-Darrow, 2010)
38", Tet, 6.50", SEv, EM
Tall, vibrant purple. 4 way branching and lots of buds per scape.


DF \$7



AGE OF GOLD (BENZ, 1996)
34", Tet, 6.50", Dor, EM, Frag, Noc, Ext
Superb ruffled rich gold. Early bloomer.

DF \$7

Pot \$9



ALABAMA JUBILEE (WEBSTER, 1988)
30", Tet, 7", Dor, M, Frag
Loads of bright red-orange blooms.

DF \$7

Pot \$9



ALONG THE WAY (STEVENS D, 1980)
27", Tet, 5.50", Dor, ML
Classic peach w/deep red eye. Tall midseason, loads of buds.

Pot \$9



ALWAYS AFTERNOON (MORSS, 1987)
22", Tet, 5.50", SEv, E, Re, Ext
Award winning purple with darker purple eyezone - shown at the end of a long hot sunny day. Reblooms.

DF \$5



APACHE WAR DANCE (THOMAS D, 1994)
30", Tet, 4.50", Dor, ML, Frag, Re, Noc, Ext
Brilliant scarlet red. Late season.

DF \$7



APRICOT SPARKLES (APPS, 2000)

DF \$4

18", Dip, 4", Dor, EE, Re, Ext

Small "diamond dusted" apricot, reblooms in quantity. Nice in a container.



ASIATIC PHEASANT (KNOWER, 1973)

DF \$6

22", Dip, 6", Dor, M, Ext, UFO

Late summer beauty - a spider form with a green throat. Bareroot.



BAHAMA BUTTERSCOTCH (SALTER E H, 1990)

DF \$5

18", Tet, 3.50", SEv, M, Re

Pot \$9

Glowing perfectly formed butterscotch yellow flowers, much taller than 18" here in my garden.



BANDIT MAN (STEVENS D, 1979)

DF \$6

28", Tet, 5.50", Dor, M

Pot \$9

Bright orange with a red eyezone. Tried and true. Bareroot.



BARNEY (BENZ J, 2005)

DF \$20

34", Tet, 6", Dor, M, V Frag, Re

Great substance on a big ruffled purple bloom. NEW.



BEAUTIFUL EDGINGS (COPENHAVER, 1989)

Pot \$9

30", Dip, 7", SEv, M, Frag, Re

Extremely popular beauty with its delicate coloring and flower form and long bloom season. This one will always be in my garden.



BELA LUGOSI (HANSON C, 1995)

DF \$7

33", Tet, 6", SEv, M

Very popular purple with green throat



BELLE COOK (BROOKER, 2001)

24", Tet, 6", SEv, M

Delicate pink and heavily ruffled and edged in gold. Very lovely - for the front of the border.

DF \$7

Pot \$9



BELLE OF ASHWOOD (NORRIS R, 2005)

28", Tet, 5.50", Dor, EM, Re

Gorgeous ruffled pink edged in yellow- great performer. Reblooms. A choice daylily.

DF \$10

Pot \$12



BERMUDA CORAL (MARVIN, 1986)

45", Tet, 6.50", Dor, VL

Late blooming tall coral - very floriferous. Bareroot

DF \$6



BESS ROSS (CLAAR, 1951)

36", Dip, 5.50", Dor, M

A classic tall red spider form. Bareroot.

DF \$5



BETH HERR (HERR D, 2002)

37", Tet, 5", Dor, EM, Re

Tall light peach flower with a deep plum edge and eye. Very pretty. Limited supply.

DF \$7

Pot \$9



BIG GEORGE (KRUPIEN, 1998)

35", Tet, 7", Dor, M

Huge double flower in eye catching gold. Reblooms. Outstanding.

DF \$10

Pot \$12



BIG SMILE (APPS, 1999)

28", Dip, 5.50", Dor, M, Frag

Tall and lovely cream yellow bloom with a distinctive pink braided edge. Long blooming.

DF \$7



BITTERSWEET DESTINY (SALTER, 1993)

24", Tet, 6", Dor, M, Re

Showy bittersweet orange & a ruffled edge.

Pot \$9



BLUEBERRY BREAKFAST (ROSE, 1988)

Pot \$11

22", Dip, 5", Dor, M

Slate lavender with purple eyezone. Prefers afternoon shade.



BOOGIE MY WOOGIE BABY (BACHMAN, 2003)

DF \$5

49", Dip, 7.50", Dor, ML, Sp

Late blooming spider form - gotta love the name!



BORDELLO QUEEN (MASON M, 1998)

DF \$5

28", Tet, 5.75", Dor, ML, Re, Ext

An award winning beautiful blooming machine. Sold bareroot.



BORDER BRI DE (SALTER, 1995)

DF \$6

26", Tet, 5.50", SEv, EM, Re

Near white with purple eyezone above green throat



BRIDGETON JACKPOT (APPS, 2005)

DF \$9

31", Tet, 6", Dor, M, Ext

A ruffled beauty edged and eyed in red. Blooms early and reblooms. An exceptional performer.

BRONWYN (CARPENTER J, 1991)

DF \$5

20", Tet, 5.50", Dor, EM, Frag, Re

Very heavy blooming yellow with butterscotch brown overtones. Sold bareroot.




BROOKWOOD SIMPATICO (SHARP, 1997)

DF \$5

22", Dip, 3", Dor, VL, Frag, Noc, Ext

Very late blooming sherbet orange little beauty. Sold bareroot.



BURNING INHERITANCE (SALTER, 1994)

DF \$7

28", Tet, 5.50", SEv, M, Re

Bright orange that "carries" a long way. Excellent.



CALICO SPIDER (CRANDALL, 1987)

DF \$7

32", Dip, 6.75", Evr, M, Ext, Sp

Bright yellow spider form with mahogany red eyezone. NEW.



CANADIAN BORDER PATROL (SALTER, 1995)

DF \$8

28", Tet, 6", SEv, EM, Re

Pot \$10

Lovely cream with a ruffled maroon edge and maroon eye. Early bloomer.



CARNIVAL IN MEXICO (SANTA LUCIA, 2000)

Pot \$18

30", Tet, 7", Dor, M, Re

Pink with red eyezone. Beautiful, vigorous and hardy. Stout Medal winner 2012. NEW.



CARRICK WILDON (GOLDNER, 1987)

DF \$8

34", Tet, 7.50", Dor, ML, Ext

Big golden yellow tipped with orange. Blooms late, NEW.



CHANCE ENCOUNTER (STAMILE, 1994)

DF \$6

25", Tet, 6", Dor, EM, VFrag, Re, Ext

Pot \$9

Stunning in a clump - great flower form and color. Among the best.



CHANGE OF HEART (JOINER, 2000)

DF \$8

35", Tet, 6", Evr, M, Re

Garnet red with poppy-red eye and yellow-green throat. Good branching and bud count.



CHEROKEE PASS (RODERICK, 1996)

DF \$6

32", Tet, 5.50", Dor, ML

Pot \$9

Red petal edges and a stippled red eye. A lovely late season bloomer



CHERRY EYED PUMPKIN (KIRCHHOFF D, 1991)

Pot \$10

28", Tet, 5.75", SEv, EE, Re, Ext

Pumpkin gold with red throat.



CHESTNUT MOUNTAIN (SALTER, 1989)

DF \$5

24", Tet, 5.50", Evr, M, Re

Orange yellow blend




CHICAGO APACHE (MARSH-KLEHM, 1981)

DF \$5

27", Tet, 5", Dor, M

Ruffled edged bloom in rich red. Tried and true.



CLAUDINE'S CHARM (SELLERS, 2000)
 26", Tet, 5.50", Evr, M, Re
 Beautiful recurved purple bloom with violet eye. NEW.

DF \$17




CLAWS OF MOONLIGHT (GOSSARD, 2004)
 32", Tet, 6.50", SEv, M, VFrag, Re
 Large light lemon yellow bloom, burgundy eye and green throat. Reblooms. Limited.

DF \$9



CLOWN PARADE (SELMAN, 2006)
 33", Tet, 6", SEv, M
 Recently introduced stunning clear rose pink bitone with a thin gold edge and bright green throat. With up to 7 way branching and 32 buds it makes a fantastic display. Long blooming and vigorous. Very sought after and in high demand. Just a few.

DF \$45



CONCRETE BLONDE (HANSON C, 1998)
 30", Tet, 6", SEv, M, Frag
 A great yellow with texture and substance galore.

DF \$8



CONSTANTINOPLE (MOLDOVAN, 2005)
 34", Tet, 6", SEv, M, Re
 Cherry red blend with creamy rose pink edge above green yellow throat pink edge.

DF \$7
 Pot \$10



CORAL MAJORITY (NORRIS R, 2004)
 33", Tet, 4.50", Dor, L, Re
 Glowing coral beauty. Blooms late season.

DF \$9
 Pot \$12



CUSTARD CANDY (STAMILE, 1989)
 24", Tet, 4.25", Dor, EM, Re
 Pale yellow with a maroon eyezone. Award winner.

DF \$6



DALLAS STAR (FERRIS R, 1976)
 28", Dip, 6.50", SEv, M
 Classic lavender spider form. Charming and vigorous.

DF \$5
 Pot \$9



DEBBIE'S VOWS (SCHABEN, 2001) DF \$5
 28", Tet, 5", Dor, EM, Re
 Blush pink with deeper edge. Very hardy dormant.



DIANE CRAWFORD (CULVER-B., 2007) DF \$15
 36", Tet, 5.50", SEv, ML, Frag
 Gorgeous watermelon pink. Great plant habit and vigor from an Ontario breeder. I'm in love with this one.

DON STEVENS (STEVENS-SEAWRIGHT, 1987) DF \$4
 32", Tet, 5.75", Dor, M, Ext
 Nice yellow with dark eyezone. Lots of buds. Awsome landscaper. Sold bareroot.



DRAGONS EYE (SALTER E H, 1991) DF \$6
 22", Dip, 4", SEv, ML, Re
 For the front of the border. Deep rose eye and edge on a delicate pink bloom.



EASY NED (BROWN B, 1987) DF \$6
 40", Dip, 6.50", Evr, VL, Frag, Sp
 A classic chartreuse green spider.



ED MURRAY (GROVATT, 1971) DF \$5
 30", Dip, 4", Dor, M, Ext
 Tall, dark and handsome. Long bloom season. Longtime favorite among dark colored daylilies.



EGGPLANT ELECTRICITY (REED, 2003) DF \$6
 32", Dip, 6", Dor, M, Ext
 Velvety purple spider with purple black eye. Vigor and beauty. Nice!



EL DESPERADO (STAMILE, 1991) Pot \$12
 28", Tet, 5", Dor, L, Ext
 Later blooming charmer with deep red edge and eye. Just great! Limited supply.



ELDERBERRY CANDY (STAMILE, 2003)

Pot \$10

27", Tet, 4", Dor, ML, Re

Lovely small flower in tones of elderberry purple. Pots only.



ELIZABETH SALTER (SALTER, 1990)

DF \$7

22", Tet, 5.50", SEv, M, Re

Wonderful ruffled peach - award winning great performer!



EMPEROR BUTTERFLY (MUNSON R W, 1986)

DF \$7

28", Dip, 5", Evr, EM, Re

Delicate violet with a lighter 'watermark' and large green throat.



EMPEROR'S CHOICE (BENZ, 1991)

DF \$6

24", Tet, 5", Dor, ML, Noc, Ext

Fine late blooming chartreuse yellow with excellent flower form and substance.



EMPEROR'S DRAGON (MUNSON R W, 1988)

Pot \$10

26", Tet, 5", Evr, M, Re, Ext

Lovely plum unusual form. Pots only.



ENCHANTING ESMERELDA (SALTER, 2000)

DF \$7

26", Tet, 5.50", SEv, EM, Re

Rose with a lighter pink watermark. NEW.



Eula Jo Shiflett (Selman, 2011)

DF \$10

35", 5", SEv, M

Cream peach blooms with a rose pink eye, yellow to green throat and ruffled rose pink edge outlined with white.



FE, FI, FOE, FUM (WOODHALL, 2005)

Pot \$12

42", Tet, 7.50", Dor, M, Frag, UFO

7 1/2 inch 'unusual form' purple bloom on a 42" scape. Vigorous. Limited supply.



FEAR NOT (EMMERICH, 2005) DF \$18
 26", Tet, 5", Dor, M, VFrag, Re
 Chinese red with a triangular green throat, gold edge. Limited. NEW.



FELECIA GRACE (GRACE L, 2000) Pot \$11
 20", Tet, 5.75", SEv, M, VFrag, Re
 Super ruffled blushed yellow with gold edge. For the front of the border. NEW.



FERENGI GOLD (PETIT, 1994) DF \$7
 19", Tet, 5.50", Dor, EM Pot \$10
 Lovely ruffled yellow/pink. When established an amazing reblooming performer here.



FIRE KING (BENZ, 1991) DF \$5
 30", Tet, 5.50", Dor, M, Noc, Ext
 Late blooming fiery orange as the name implies.



FIRE ON THE MOUNTAIN (CARPENTER J, 2004) Pot \$11
 22", Tet, 6", Dor, M, Frag, Re
 Nice recurved orange-red. NEW.



FIRST KNIGHT (SALTER, 1995) DF \$6
 28", Tet, 6", SEv, EM, Frag, Re
 Pale yellow faintly blushed with pink - excellent flower form and substance. Bareroot.



FOOLED ME (REILLY-HEIN, 1990) DF \$6
 24", Tet, 5.50", Dor, EM, Ext Pot \$9
 Showy yellow and red - a heavy blooming award winner.



FOOLISH DRAGON (SELMAN, 2006) DF \$12
 36", Tet, 4.50", Dor, M
 A tall peach bloom with a 'look at me' red eye. Loads of blooms. NEW.



FOX POINT (CULVER B, 2002)
32", Tet, 4.50", Dor, ML, Frag, Re, Ext

DF \$8

Pale peach with red eye and edge. Very floriferous. A fine hardy plant from Canadian breeder Bryan Culver.



FRANCIS OF ASSISI (MOLDOVAN, 1994)

DF \$7

26", Tet, 6", SEv, M, Frag, Re, Ext
Ruffled ruby red and a white edge.



FRANCOIS VERHAERT (STAMILE, 2001)

DF \$6

24", Tet, 5.50", Evr, EM, Frag, Re
A distinctive award winner - smokey peach with deep purple eye and heavy edge. For the front of the border



FREE WHEELIN' (STAMILE, 2004)

DF \$10

34", Tet, 9", Evr, EE, Re
Popular BIG yellow spider form with deep red chevrons. Eye catching. NEW.



FRENCH LICK (WHATLEY, 1995)

DF \$5

27", Tet, 6", SEv, M, Ext
Starts early and just keeps blooming. A very fine classic lavender pink.

Pot \$9



G WILLI KERS (MASON M, 1998)

DF \$5

24", Tet, 2.75", Dor, M, Re, Ext
Fancy little butterscotch bloom with light brown edge and eye.



GENTLE ROSE (STAMILE, 1989)

DF \$5

22", Tet, 6", Dor, EM, Frag, Ext
Large deep rose with green throat. Loads of bloom over a long period.



GRAM'S DREAM (OLSON E, 1994)
 30", Tet, 5.50", SEv, M
 A "toothy" edged rose-mauve. Distinctive.

DF \$7



GREEN ARROW (GOSSARD, 2008)
 45", Dip, 8", Dor, M, Frag, Re, UFO
 Yellow-green spider. Vigorous. NEW.

TF \$9




GYPSY ROSE (MASON M, 2005)
 27", Tet, 5.25", Dor, ML
 Ruffled rose-pink with a metallic edge, white midribs. Bred in northern New York so super hardy. One of my best sellers in 2014. 2 gallon pots.

DF \$8
 2g Pot \$16



HAZY AUGUST SKY (MARVIN, 2004)
 26", Tet, 6", Dor, L
 Late blooming creamy lavender with green throat.

DF \$6




Heat Seeker (Gossard Dianna, 2009)
 40", Tet, 5.50", Dor, M, Frag, Db
 intense burnt orange-red double. Darker orange-red eyezone with green-yellow-red throat.

DF \$7



HEAVENLY ANGEL ICE (GOSSARD, 2004)
 36", Dip, 8", Dor, ML, Re, UFO
 Winner of the prestigious Stout Silver Medal in 2013, the highest achievement award in the American Hemerocallis Society. 36" tall, 8" bloom. Dormant Diploid, Mid-late season, rebloomer, 27 buds, 5 branches, Unusual Form Crispate. White self above green yellow throat. Awesome. Limited.

TF \$12
 Pot \$14



HEAVENLY WHITE LIGHTNING (GOSSARD, 2010)
 36", Dip, 10.50", Dor, ML, VFrage, UFO
 For sheer garden value this plant has it all - a 10.5 inch cascading unusual form that is fragrant, opens early and is also an extended bloomer. It's a "bud builder" so it will bloom until frost and is rock hardy to boot. A 2010 introduction, choice and hard to find - thus the price. (\$75 from the hybridizer). Limited.

TF \$30



HER BEST BLOOMERS (HERR D, 2001)
 28", Dip, 4", Dor, M
 Prolific blooming small flower in fuchsia pink, reblooms. Award winner. Give it a year or two to really strut its stuff.

DF \$10



HERBGIRLS CHERRY MOONSHINE (YOST, 2002)

25", Tet, 6", Dor, M, Re

Lovely ruffled cherry pink with dusky rose edge and eye, high bud count.

DF \$8

Pot \$10



HOLY MOSES (APPS, 1991)

30", Dip, 4.38", SEv, EM

Deep purple with an even deeper halo. Bareroot.

DF \$5



HOT TOWN (STEVENS D, 1982)

28", Tet, 4.50", Dor, ML

HOT orange with red throat. Eyecatching!

DF \$6




HYPERION (MEAD F B, 1924)

40", Dip, 0", Dor, M, Frag, Ext

An old fashioned fragrant yellow that is still the standard by which yellow daylilies are judged. Great landscape plant. Bareroot clump.

Clump \$5



IN MY PINK HIGH HEELS (DAVISSON-J., 2007)

35", Tet, 6.50", SEv, EM, Re

A delightful tall textured pink with gold edge. NEW.

DF \$15



INDIAN GIVER (FERGUSON, 1991)

20", Dip, 4.50", SEv, EM, Re

Pretty small purple bloom edged in white. Always a favorite. Limited supply

DF \$7



INHERITED WEALTH (CARR, 1998)

28", Tet, 5", Evr, E

Just a superb pink daylily with gold overtones, plenty of blooms with great substance.

DF \$7



IVORY TITAN (SELMAN, 2008)
42", Tet, 6.50", Dor, M, Frag
Tall ruffled ivory. a gold edge and yellow to green throat. NEW.

DF \$18



JANICE BROWN (BROWN E C, 1986)
21", Dip, 4.25", SEv, EM
Delicate pink with a darker pink eyesone and green throat. Deservedly a long time favorite. Reblooms.

DF \$5



JOAN DERIFIELD (HANSON C, 2000)
35", Tet, 7", SEv, EM
Deep fuchsia red with lighter watermark. A big gorgeous flower on a sizeable plant.

DF \$9
1.7g Pot \$12



JOHN COLTRANE (HANSON C, 2002)
36", Tet, 5.50", SEv, M
Deep saturated purple. Bareroot.

DF \$7



JULIE NEWMAR (MORSS, 2000)
32", Tet, 7", Evr, E, Re, Ext
Very pale lavender with purple eyezone and edge. Unusual form. Lovely and though an "evergreen" does well here.

DF \$12



KANSAS KITTEN (CARPENTER J, 2002)
22", Dip, 5", Dor, M, Frag, Re
Small plum purple with deeper eye.

Pot \$10



KEY WEST (TRIMMER, 1999)
28", Tet, 4.25", Dor, EM, Re
Peachy pink with a complex fuchsia & orange eye.

Pot \$9



KING GEORGE (RASMUSSEN, 1991)
 30", Tet, 7", SEv, M
 Tall and showy LARGE flower.

Pot \$9



KING'S COTILLION (MUNSON R W, 1997)
 26", Tet, 6.50", Evr, M, Re
 Deep wine red with a chalky watermark. NEW.

DF \$7



LADY FINGERS (PECK, 1967)
 32", Dip, 6", Dor, M, Sp
 Old fashioned yellow green spider. Doesn't grow as tall as described here.
 Bareroot.

DF \$5



LADY OF LOURDES (MOLDOVAN, 1996)
 24", Tet, 5", SEv, EM, Re
 Pink with a gold picotee edge.

DF \$6



LAST FOOL STANDING (SELMAN, 2008)
 36", Tet, 5", Dor, M
 A bold red eye and ruffled red edge - tall and heavy blooming. Showy.

DF \$12
 1.7g Pot \$14



LAURA HARWOOD (HARWOOD, 1997)
 23", Dip, 7", SEv, M, Frag, Re, Ext
 Late blooming rich purple with a large green throat

DF \$6



LAVENDER HEARTTHROB (STAMILE, 2002)
 22", Tet, 7", Dor, EE, Frag, Re
 Very nice lavender ruffled bloom. Small stature. NEW.

DF \$7



LE HAMEL (MORRY, MICK, 2010)

DF \$8

32", Tet, 5.50", Dor

Hot fuschia with veining and deeper purple eye. Bloom sometimes shows dark purple. Vigorour and a fast increaser. NEW.



LIGHT OF THE WORLD (EMMERICH, 2002)

DF \$8

24", Tet, 5.75", SEv, M, Frag, Re

Cream with a glowing rose throat. Choice



LILY MUNSTER (SHOOTER E, 2004)

TF \$10

31", Dip, 8", SEv, M, Re, UFO

Pink unusual form with chartreuse throat. Rebloomer -- one of the first and last to bloom here in 2014. NEW.



LITTLE RED DUMPLES (ANDERSON H, 2000)

Pot \$9

17", Dip, 2.50", Dor, E

Crimson mini for the front of the border.



LOLLIPOP KISSES (SELMAN, 2008)

DF \$12

20", Tet, 4.50", Dor, M

Perfect for the front of the border, the yellow blooms of LOLLIPOP KISSES have a huge red eye, ruffled red edge and small yellow to green throat. Three-way branching with 18 to 20 buds and blooms just above the dark, blue green foliage. Very hardy and really stands out in the garden.



LUNA (MURPHY J P, 2004)

TF \$9

39", Dip, 7.50", SEv, M, Frag, Re, Ext, UFO

Near white unusual form with fine ruffled edge and green throat. NEW,



LYDIA'S REGAL ROBE (WALDROP, 2008)

DF \$12

37", Tet, 6", SEv, EM, Frag

Pot \$14

Excellent purple edged in white. A few. NEW.



MABOU (MASON M, 2003)

DF \$10

30", Tet, 6", Dor, ML

Choice and sought after golden-edged rose with a lighter watermark. Beautiful and super hardy.



MAGE QUEST (SALTER, 1993)
28", Tet, 6", Evr, ML, Re
Lovely watermarked flower - blooms midseason.

DF \$7



MAKING LIGHT (MICHAELS, 2010)
42", Tet, 7.50", Dor, M
Well named as it seems to glow, beautiful in the garden. NEW.

DF \$10



MAMA'S CHERRY PIE (SHOOTER F, 1998)
26", Tet, 6", SEv, M, Re
Cherry red with white ruffled edges.

DF \$6



MANDARIN SEAS (STAMILE, 2003)
25", Tet, 5", SEv, EM, Re
Flower colors remind me of orange and raspberry sorbet. Yum!

DF \$9



MARY'S GOLD (MCDONELL H, 1984)
34", Dip, 6.50", Dor, M
Ever popular bright gold flower that blooms midseason. Can't miss it in the garden.

DF \$7
Pot \$10



MATCHLESS FIRE (SCHINDLER, 2004)
29", Tet, 6.25", SEv, M, Frag
Red with an orange watermark. Unusual striking big bloom.

DF \$12



MEDI EVAL GUILD (HANSON C, 1989)
30", Tet, 5", SEv, EM
I'd call it a dusty mauve with a green throat. Subtle midseason beauty.

DF \$6



MICRO CHIP (TRIMMER J, 2005)
19", Dip, 2.83", Evr, L, Db, Re
Darling small double - late bloomer. Bareroot.

DF \$6



MIGHTY PRETTY (BELDEN, 1986)

DF \$5

26", Tet, 5", Dor, M

Rich red.



MI STER LUCKY (SELLERS, 1975)

DF \$6

24", Tet, 3.75", Evr, EM, Re

Pot \$9

A personal favorite - a plucky smaller flowered red that blooms and reblooms. Distinctive.



MOON WIT CH (SALTER E H, 1990)

DF \$5

26", Tet, 3.50", SEv, EM, Re

Delicate yellow ruffles with pink undertones. Lots of early bloom.



MOONLIT MASQUERADE (SALTER, 1992)

DF \$6

26", Tet, 5.50", SEv, EM, Re

Award winning cream with dark maroon edge and eye. Blooms early and long, then reblooms. Distinctive.



MOSES' FIRE (JOINER, 1998)

DF \$8

22", Tet, 6", Dor, M, Db, Re

Bright orange-red double with a gold edge.



MYNELLE'S STARFISH (HAYWARD M, 1982)

DF \$7

20", Dip, 10", Dor, M, Re, Noc, Ext

Front of the border - big frilly lemon yellow spider. Unique award winner. Bareroot.




NANCY'S GOWN (MILLIKAN-SOULES, 1987)

DF \$6

31", Dip, 4.50", Dor, M, Frag, Re

Lovely chartreuse yellow with lots of ruffling. Performed exceptionally well in the hot dry summer of 2012.



NORTH WIND DANCER (SCHABEN, 2001)

Pot \$10

42", Dip, 7.50", Dor, L, UFO

Lavender pink spider form - 2011 winner of the Stout Silver medal - the highest honor the American Hemerocallis Society bestows. Pots only.



NORTHERN DAWN (KORTH P-KORTH L, 2005)

DF \$6

35", Tet, 5", Dor, M

Salmon pink with a heavy yellow ruffle and white midrib.



NOSFERATU (HANSON C, 1990)
26", Tet, 6", SEv, M, Frag
Very deep ruffled purple.

DF \$7



NOW AND ZEN (HANSON C, 1999)
25", Tet, 3.50", SEv, M, Frag
GREAT gold flower with a deep red edge and eye. Early to Midseason.

DF \$7



OCTARINE (MICHAELS, 2011)
35", Dip, 6", Dor, M, Ext
Enchanting violet-purple unusual form that sometimes shows a darker eye.
Great color! NEW.

DF \$10
Pot \$12



ORANGE VELVET (JOINER, 1988)
30", Dip, 6.50", SEv, M, Re
Blooms late here with a velvety large cantelope orange bloom. Exceptional.

DF \$6



ORCHID CORSAGE (SAXTON, 1975)
32", Dip, 7.50", Dor, ML, Frag, Re, UFO
A beloved classic lavender spider that starts the show late in the season.

DF \$6



OUTRAGEOUS (STEVENS D, 1978)
22", Tet, 4.50", Dor, M
Bright orange and a mahogany red eyezone.

DF \$6



PEACH YUM YUM (SELMAN, 2008)
29", Tet, 5", SEv, M, Frag
Ruffled peach bloom with subtle rose eye and frosty white midribs.

DF \$12



PEACHY PIE (SIMPSON D, 1982)
28", Dip, 4", SEv, M, Ext
Late blooming polychrome peach. Bareroot

DF \$5



PEACOCK UPRI SING (CHURCH, 2004)

DF \$7

39", Dip, 8", Dor, ML, UFO

8" pink unusual form with green throat. Strong scapes and long bloom. NEW.



PENNSYLVANIA BUCKTAILS (JESBERGER, 2002)

DF \$9

25", Tet, 4.75", SEv, M, Re

Lovely and distinctive ivory peach with a burgundy band and eye. Floriferous.




PERFECT PINK PRINCESS (KLEHM, 1994)

DF \$5

18", Dip, 4.50", Dor, EM

Just like the name says, Midseason. Bareroot.



PERSIAN RUBY (TRIMMER, 1998)

DF \$8

30", Tet, 7.75", Dor, EM

BIG deep dark red. Stunning award winner.




PERSIMMONS CINNAMON AND MARMALADE (JERABEK, 2004)

DF \$7

33", Tet, 5.25", Dor, M

Pot \$9

Persimmon orange with a braided edge. NEW.



PEWTER LAKE (MOLDOVAN, 1986)

DF \$7

28", Tet, 6", Dor, EE, Re, Ext

Pot \$9

The most delicate silver lavender. Hard to find color among daylilies.



PHANTOM WARRIOR (GOSSARD, 2008)

DF \$10

30", Tet, 11.50", Dor, EM, VFrag, Sp, UFO

Pot \$12

BIG violet spider with a large green throat. NEW.



PHILOSOPHER'S STONE (MOLDOVAN-WOODHALL, 2011)

DF \$18

28", Tet, 6", Dor, M, Re

Heavy substedanced ruffled yellow-green. NEW.



PINK COTTON CANDY (STAMILE, 1991)

23", Tet, 5", Dor, ML, Frag, Ext

Sweet candy pink with darker eyezone.

DF \$7

Pot \$9




PINK PLAYMATE (ROGERS A, 1996)

22", Dip, 3.50", Dor, VL, Re, Ext

One of THE BEST small flowered reblooming pink varieties for the front of the border. Excellent.

DF \$5



PLUM CAKE (UNKNOWN)

27", 5.50"

Creamy white with violet blue edge & eye. Pots only. Not in the AHS Registry but a very nice plant nonetheless.

Pot \$9



PLUTONIAN PORSCHE (MICHAELS, 2012)

35", Tet, 6.50", Dor, M, UFO

Purple with a greyed violet eye over a yellow to green throat Crispate Unusual Form with pinched petals and curled, sometimes twisted sepals. Clumps rapidly. NEW.

DF \$22



PREDICTABLE YOU (HANSON, CURT, 2009)

43", Tet, 6", Dor, M

Pastel alabaster bloom with great waxlike substance. Classic flower form with strongly recurved petals. a FANTASTIC GARDEN PLANT

DF \$9



PRIMAL SCREAM (HANSON C, 1994)

34", Tet, 7.50", Dor, ML, UFO

Hugely favorite screaming orange unusual form.

Pot \$12



RASPBERRY SICKLE (GOSSARD, 2004)

35", Tet, 7.50", Dor, M, UFO

Excellent creamy yellow large bloom with a raspberry edge and eye.

DF \$10



RASPBERRY WINTER (TRIMMER, 1999)

28", Tet, 4", Dor, EM, Re

A small peach bloom with a "penciled" eye and edge.

DF \$6



RED RIBBONS (LENINGTON G, 1964)

TF \$4

42", Dip, 8", Evr, M, Sp

Classic tall red spider - great for the "cottage garden" look. Bareroot.



REVELLING (WHATLEY, 2001)

DF \$7

23", Tet, 6", SEv, M

Soft pink ruffles and a green throat.



ROSE CORSAGE (STAMILE, 1999)

DF \$7

21", Tet, 5", Dor, EM, Frag, Db, Re

Dusty rose double - very nice. Always popular.



ROSWITHA (TRIMMER, 1992)

DF \$7

14", Dip, 3.25", Dor, EM, Db

Lovely double flowered peach with maroon eye.



RUBY SENTINEL (BENZ, 1991)

DF \$7

36", Dip, 5", Dor, ML, Frag, Noc, Ext

A tall excellent round form - velvety red with a green throat.



RUBY SPIDER (STAMILE, 1991)

DF \$7

34", Tet, 9", Dor, E, UFO

A popular ruby red spider form with yellow throat.

Pot \$9



SABINE BAUR (SALTER, 1997)

Pot \$12

25", Tet, 6", SEv, EM, Re, Noc, Ext

Pale lavender with a deep purple eye and edge. Choice. Pots only.



SANDRA ELIZABETH (STEVENS D, 1983)

DF \$8

28", Tet, 6", Dor, VL

Extra late bloomer that begins as others are winding down. Blooms August into September. Clear lemon yellow. Bareroot.



SARAH HAWES (SELMAN, 2006)
 40", Tet, 5", SEv, M, Re
 Lovely violet purple with green throat. Tall and hardy. Limited.

DF \$16




SCARLET APACHE (KLEHM, 1987)
 28", Tet, 5.50", Dor, ML, Frag
 Beautiful deep red midseason bloomer. Bareroot.

DF \$6



sdlg Alexander James Menges x Nature's Blue Witches Brew (Gayle Story)
 26", Dip, 4", Re
 Small flowered blue eyed orchid bloom. Pretty plant for the front of the border. UNREGISTERED.

DF \$5



SEMINOLE WIND (STAMILE, 1993)
 23", Tet, 6.50", SEv, EM, Frag, Re, Ext
 Large substantial rose pink flower and great foliage. A great rose-pink. Award winner.

DF \$5



SENECA CORAL SONG (ROOD T, 2003)
 30", Tet, 5", SEv, ML
 Late blooming glowing coral. A heavy bloomer that makes a statement in a clump. Great landscaper. Bareroot.

DF \$5



SENECA SPIRIT (ROOD T, 2003)
 27", Tet, 5", SEv, L
 Near white late bloomer with great substance bred in the Finger Lakes. Very nice. Bareroot.

DF \$6



SEPTEMBER BLAZE (LACHMAN, 1992)
 30", Tet, 7", Dor, VL
 Very Late glowing pink. In 2013 bloomed until at least 9/16 after starting in early August. One of the nicest lates I grow. Pots.

Pot \$10



SERENA DARK HORSE (MARSHALL B, 1984)
 35", Tet, 5", Dor, EM
 Tall and dramatic deep purple. Mid to late season here. Bareroot.

DF \$6



SHILLING (WESTON J, 1994)
22", Tet, 3.75", Dor, L, Frag
Charming coppery orange and blue-green foliage.

DF \$8
Pot \$10



SILKEN TOUCH (STAMILE, 1990)
23", Tet, 6", Dor, EM, Frag, Ext
Deep pink with contrasting yellow throat.

DF \$6



SILOAM AMAZING GRACE (HENRY P, 1989)
24", Dip, 5.50", Dor, EM, Frag, Ext
Large lovely round & ruffled yellow. Bareroot.

DF \$5



SILOAM JUNE BUG (HENRY P, 1978)
23", Dip, 2.75", Dor, EM
A blooming machine that starts early and goes 6 weeks or more. Cheerful gold mini with wine red eye.

DF \$4
Clump \$5



SILOAM ROCK CANDY (HENRY P, 1985)
14", Dip, 3", Dor, M, Frag, Ext
Strawberry red with darker eyezone. A strong blooming little gem for the front of the border.




SILOAM ROYALTY (HENRY P, 1993)
26", Dip, 5", Dor, EM, Frag, Ext
A most pretty purple with green throat. Bareroot.

DF \$6



SILOAM TINY TOY (HENRY P, 1984)
16", Dip, 2.75", Dor, M
Petite yellow, rose eye and edge.

DF \$4



SILOAM WENDY GLAWSON (HENRY P, 1986)
16", Dip, 2.88", Dor, M, Ext
Darling tiny round flower with deep red eyezone.

DF \$6



SINGING IN THE WIND (LORRAIN/LYCETT, 2006)

DF \$8

31", Tet, 6", Dor, VL, Frag, Re

A very nice very late bloomer with heavy ruffling and great substance. Yellow with pink crem highlights, Pair it with 'September Blaze' for August color as the picture shows. Hardy Canadian breeding. Limited.



SKULLDUGGERY (DYE C, 2004)

DF \$10

30", Tet, 6.50", SEv, EM, Frag, Re

Yellow with maroon edge and eye. Vigorous and increases well.




SOFT SUMMER NIGHT (STAMILE, 1995)

Pot \$9

23", Tet, 5", Dor, EM, VFrage, Re

Soft pink with deeper pink eyezone.



SOLAR MOONGLOW (UNKNOWN)

DF \$6

28", 5"

Tall palest yellow with gold edge. Excellent near white.



SOLAR MUSIC (WHATLEY, 1993)

DF \$8

36", Tet, 8", Dor, ML, Ext

A big gorgeous yellow that can't be missed. Great blue-green foliage. Looks wonderful next to blue or purple companions like phlox 'Blue Paradise'.



SONG OF THE EMPIRE (CARPENTER J, 2004)

DF \$14

28", Tet, 5.75", SEv, M, Frag, Re

Exceptional "sculpted" yellow.



SOUTH SEAS (MOLDOVAN, 1993)

DF \$5

30", Tet, 5.50", Dor, M, Frag, Re, Noc, Ext

I love coral colored daylilies and this one glows! Outstanding.



SPACECOAST STARBURST (KINNEBREW J, 1998)

DF \$7

25", Tet, 6", Evr, EM, Re

Pot \$9

Very fancy with lots of ruffles and substance. Vigorous and a fast increaser. A must have for the daylily enthusiast.



SPACECOAST TECHNICAL KNOCK OUT (KINNEBREW J, 2004)

DF \$7

32", Tet, 4.75", SEv, M, Re

Black-purple eye and edge on a rose-purple bloom. Seems a little bit tender here - great if you've got a sheltered sunny spot though. NEW.



SPIRIT ZONE (CULVER B, 1999)

DF \$8

28", Tet, 4.50", Dor, ML, Frag, Ext

Pale tawny pink with maroon halo.



SPIRITUAL CORRIDOR (HANSON C, 1992)

DF \$5

25", Tet, 6", SEv, EM, Frag

The prettiest lavender pink with lighter watermark and gold edge.



STARMAN'S QUEST (BURKEY, 1989)

Pot \$9

40", Dip, 7", Dor, M, UFO

Showy purple spider with darker eyezone.



STARTLE (BELDEN, 1988)

DF \$6

26", Tet, 5", Dor, M

Red with a "toothy" yellow edge. I'd have to say it's an uneven performer but when it's good it's great.



STELLA'S RUFFLED FINGERS (CRICHTON, 1999)

TF \$6

19", Dip, 3.75", SEv, EE, Re, Ext

A great little rebloomer with more personality than its relative 'Stella D'Oro'.

Ruffled yellow pink.



STEVE TRIMMER (TRIMMER, 1999)

Pot \$12

28", Tet, 5.25", SEv, EM, Re

Pale yellow with violet edge and eye.



STOPLIGHT (CHILDERS F, 1953)

TF \$4

36", Dip, 0", Dor, ML, Re, Sp

Bright red heritage variety with tall with "old fashioned" good looks. Bareroot.




STRAWBERRY CANDY (STAMILE, 1989)

26", Tet, 4.25", SEv, EM, Re, Ext

Super popular variety - strawberry pink with darker pink halo. Award winner.

DF \$6

Pot \$9




STRAWBERRY MISS (ROOD K, 2006)

26", Dip, 4", SEv, ML

Late blooming delicate pink from Finger Lakes hybridizer Kathy Rood.

Bareroot.

DF \$5



SUGARPLUM TAFFY (MASON M, 2003)

33", Tet, 5", Dor, ML

Lovely peach with plum eye, loads of blooms and stunning in a clump. bareroot.

DF \$6



SUMMER BLUSH (TRIMMER, 1995)

29", Tet, 4.75", Dor, M, Frag

A personal favorite in delicate blush pastels.

DF \$6



SWALLOW TAIL KITE (HANSON C, 1998)

44", Tet, 6.50", SEv, EM, Frag

Excellent tall purple with lighter watermark. Vigorous and hardy.

DF \$8




SWEET SENECA HONEY (K. ROOD, 2008)

12", Dip, 2.25", Dor, EM, Re

BUTTERSCOTCH W/DARK HALO. Early blooming mini - cute! Bareroot.

DF \$5



TAOS (STAMILE, 1999)

24", Tet, 6", Dor, EM, Frag, Re

Extremely pretty pink-yellow blend.

DF \$7



TAOS TREASURE (CARPENTER J, 2000)

24", Tet, 6", Evr, M, Frag

Nice yellow polychrome with green throat

DF \$6



TEABERRY TYCOON (CHURCH, DON, 2010)

DF \$12

28", Tet, 5.50", Dor, M

Burgundy red with pink to green eye. 4-5 way branching, 20-25 buds. Has such deep color saturation you can pick this one out from a distance. Hardy and vigorous. Limited.



TECHNY PEACE (RECKAMP-KLEHM, 1987)

DF \$7

28", Tet, 6", Dor, L, V Frag, Re

Pictures can't do justice to this beautiful 'polychrome' late bloomer that seems to glow with both pink and yellow.



TIERRA DEL FUEGO (STAMILE, 2003)

DF \$9

30", Tet, 5.25", Evr, EM, Re

Bronze-orange with a deep eye & edge.



TONTOS EXPANDING HEADBAND (HANSON C, 2009)

DF \$12

46", Tet, 7", SEv, ML

Large 7 inch boldly triangular flowers. Soft raspberry rose with a lighter pink pattern watermark. Robust 46 inch scapes and 3 to 4 way branching. Named after a 70's psychedelic band.

TRAHLYTA (CHILDS F, 1982)

DF \$5

30", Dip, 6.50", Dor, EM, V Frag, Re

A classic purple that changes as the day wears on from light violet to grey violet. Bareroot.



TRULY ANGELIC (RICE J, 1998)

DF \$8

26", Tet, 5.50", Dor, M, Re, Ext

Ruffled mauve rose with a lavender watermark. Blooms late here in CNY.



TUPAC AMARU (HANSON C, 1995)

DF \$6

36", Tet, 6", SEv, M

Light edged purple. Very nice.



TUSAWILLA BLACKOUT (HANSEN, 1992)

DF \$5

32", Tet, 5", SEv, ML, Re, Noc, Ext

Deep purple-black, blooms early here and reblooms. Great classic,



TWO SUES (HANSON C, 2005)
31", Tet, 6", SEv, EM
Tawny peach with a gold throat. Lovely and unusual.

DF \$10



VERA BIAGLOW (MOLDOVAN, 1984)
28", Tet, 6", Dor, ML, Ext
A silver edged ruffled glowing rose-pink with yellow-green throat

DF \$5



VESUVIAN BLACKOUT (APPS, 1996)
37", Dip, 4", Dor, EM
My opinion, the best tall near black in the garden. Dramatic

DF \$6



VICTORIAN LACE (STAMILE, 1999)
30", Tet, 6.75", Evr, EM, Frag, Re
Ruffled near white with a green throat. Hardy evergreen.

DF \$8



WATERMELON TIME (STEVENS-SEAWRIGHT, 1987)
32", Tet, 5.50", Dor, M
Aptly named, great red eye color. Tall and showy.

DF \$6
Pot \$9



WEBSTER'S PINK WONDER (WEBSTER-COBB, 2003)
34", Tet, 13", SEv, M, UFO
WEBSTER'S PINK WONDER is a dramatic unusual form A 13 inch clear pink crispate/cascade with a very large bright chartreuse throat, it has tall, 34 inch sturdy scapes with 4 to 5 way branching and 25 buds. A real show stopper in the garden once established. Limited.

Pot \$14



WHAT'S UP DOWN SOUTH (DAVISSON-J., 2008)
45", Tet, 9", Dor, ML, Frag, UFO
Tall and vigorous - big red-orange bloom with prominent yellow throat that's a delight in the late summer garden.

DF \$8



WHITE EYES PINK DRAGON (GOSSARD, 2006)

DF \$25

38", Tet, 8.50", Dor, M, Frag, Re, UFO

Pot \$30

Highly sought after unusual form - 8.5 inch pink with a lighter watermark. Tall vigorous and long blooming - in my opinion they don't get much better than this.



WIGGLY PIGGLY (DAVISSON J, 2009)

DF \$32

43", Tet, 8.50", SEv, ML, Frag, Re, UFO

A curling cascading yellow bloom with lots of motion. Tall and looks great from every angle. Great plant - just a few.



WILD HORSES (TRIMMER, 1999)

DF \$7

37", Tet, 7", Evr, E, Re

Creamy bloom with a black-purple halo. Always among the first to bloom here.




WILSON SPIDER (OAKES, 1987)

DF \$6

28", Dip, 7.50", Dor, M, Sp

Pink spider form with a white eye and chartreuse throat. Bareroot.



WINEBERRY CANDY (STAMILE, 1990)

DF \$6

22", Tet, 4.75", Dor, EM, Frag, Ext

One of the best, more purple than the picture. Performs well consistently.



YOU ANGEL YOU (STAMILE G, 1993)

DF \$6

15", Dip, 2", SEv, M, Db, Re

Cute as can be "popcorn" mini near white with red eye,



YOU GLOW GIRL (SELMAN, 2004)

DF \$12

30", Tet, 6", Dor, M, Frag

The hot pink color of YOU GLOW GIRL is unlike anything else in the garden. It has a small dark rose eye and bright gold throat. Heavily ruffled.